

# SNIPPETS



*Halton Quilters Guild*

*... celebrating 43 years of quilting and friendship!*

**June 2021**

**June 3, 2021**

**Zoom meetings  
will be held  
monthly.**

**Meetings will  
usually take place  
on the first  
Thursday of the  
month.**

**Next Meeting:  
September 9, 2021**

## **In this issue:**

- 1 President's Message,  
Vice-President's Message
- 2 Newsletter Information,  
2020/21 Executive,  
Meeting Information  
Advertising Information
- 3 Executive Positions
- 4 Calendar, Secretary,  
Membership,  
50/50 Draw, Weekly Chats
- 5 Programme
- 6 BoM, Sew and Share
- 7 Mystery Quilt
- 8 to 9 Outreach
- 10 Quilting Themed Books
- 11 Quilting Is ... Discovery  
... Barn Quilt Trails

[www.HaltonQuiltersGuild.ca](http://www.HaltonQuiltersGuild.ca)

## **President's Message**

**Darla Youldon**

Wow, these months are flying by! As you see highlighted in red to the left, we are going to take a little break from our monthly Zoom meetings. After the June meeting, our next scheduled guild meeting will be on **September 9th!**

It's time to get outside and enjoy the weather and cottage life for those of you planning to head north. We'll resume, not on the first Thursday of September, but rather the second Thursday which will be September 9<sup>th</sup>. I promise we'll make it an exciting and fun meeting!

For any of you considering a role on the Executive, please don't hesitate to contact anyone on the Executive List (see page 2). I'm wearing them all out after they've graciously stayed on for an extra year. We would welcome you - new ideas, new faces.

Keep sewing and making beautiful things to share with us – we love seeing your creations!

Have a wonderful summer,  
*Darla*



# Zoom

*We hope you will join us on  
Thursday,  
June 3, 2021 at 7 p.m.*


## **Vice-President's Message**

**Leann Goodall**

**STASH ENVY on Inspiration:**

Some artistic breakthroughs are so spontaneous and important that they actually require dinner to be prepared by the local pizza parlor. There is nothing more inspirational than the opportunity to avoid food preparation, I say.

Editor: *Yes, take inspiration wherever you can find it!  
Where do you find inspiration?*



**Have a question for the Halton Quilters Guild?**

Send an email to [haltonquilters@gmail.com](mailto:haltonquilters@gmail.com) and a member of the guild will get in touch with you.

**Newsletter Deadline:**

A Summer issue of Snippets is planned for August, with a deadline of **July 28th**.

*Susan Atherton*

[gs.atherton@outlook.com](mailto:gs.atherton@outlook.com)

**Newsletter Distribution:**

**Email: Barb Ross**

If you signed up to receive Snippets by email, and are not receiving it, please let me know.

[bjrossisnt@gmail.com](mailto:bjrossisnt@gmail.com)

**Website:**

[www.haltonquiltersguild.ca](http://www.haltonquiltersguild.ca)

Past issues are available on the guild website.

**2020/21 HQG EXECUTIVE**

The Executive meets via ZOOM at 7:00 p.m. on the **last Thursday** of the month, as needed.

Interested in learning more about joining the Executive? Please contact **Jean Decaire** (see the membership list).

**Advertising Rates**

<b>Business card</b>	<b>\$ 15 / mo.</b>
<b>(8 issues + 1 free)</b>	<b>\$ 120 / yr.</b>
<b>Quarter page</b>	<b>\$ 30 / mo.</b>
<b>(8 issues + 1 free)</b>	<b>\$ 240 / yr.</b>
<b>Half page</b>	<b>\$ 40 / mo.</b>
<b>(8 issues + 1 free)</b>	<b>\$ 320 / yr.</b>
<b>Full page</b>	<b>\$ 55 / mo.</b>
<b>(8 issues + 1 free)</b>	<b>\$ 440 / yr.</b>

*When visiting any of our advertisers, please let them know you saw their ad in this newsletter!*

*Susan Atherton*

Editor / Advertising Co-ordinator  
[gs.atherton@outlook.com](mailto:gs.atherton@outlook.com)

## Halton Quilters Guild 2020 - 2021 Members of the Executive

<b>President</b>	Darla Youldon
<b>Vice-President</b>	Leann Goodall
<b>Past President</b>	Jean Decaire
<b>Secretary</b>	Karen St. Aubin
<b>Treasurer</b>	Cathy Lamothe
<b>Membership</b>	Marilyn McKague & Debbie Biller
<b>New Member Ambassadors</b>	Sue Curran, Joanne Ellis, Gloria Bilous
<b>Outreach (Comfort Quilts)</b>	Kay Boyd
<b>Outreach (Neonatal)</b>	Ermy Akers & Pamela Simons
<b>Outreach (Quilts of Valour)</b>	Alison McDonald
<b>Programme</b>	Cheryl Laine
<b>Workshops</b>	Katherine Hunter
<b>Mystery Quilt</b>	Katherine Hunter
<b>Block of the Month</b>	Janet Fisher and Donna Vetter
<b>Social</b>	Katalin Lawford
<b>Library</b>	Sarah McCarthy
<b>50 / 50 Draw</b>	Sheila Keating & Brenda Forsey
<b>Newsletter / Advertising</b>	Susan Atherton
<b>Newsletter Distribution</b>	Barb Ross
<b>Website</b>	Susan Atherton
<b>Social Media</b>	Cheryl Laine
<b>Photographer</b>	Desiree Thyme
<b>Historian</b>	Desiree Thyme

**What Do YOU Want to See in Snippets?**

*Do you have suggestions on what you'd like to see added (or changed) in YOUR newsletter? Please let me know!*

*Share YOUR quilt photos and stories in Snippets and, as always, I am looking for photos for the "Quilting is" piece.*

*Please email your comments, photos or stories to*

**Susan Atherton** at [gs.atherton@outlook.com](mailto:gs.atherton@outlook.com)

*Please put "for Snippets" in the subject line.*



From the Editor



## IMPORTANT INFORMATION! PLEASE READ!



### OPEN EXECUTIVE POSITIONS for 2021/2022

Hello Fellow Guild Members

As members are aware, there has not been a great uptake of volunteers for the open Executive Committee positions for next year. Fortunately, the current Executive team have all graciously agreed to remain in their positions beyond their normal two-year terms, which will allow guild activities to continue for another year.

We owe the Executive team a big **THANK YOU** for their continuing commitment to our Guild! Please refer to page 2 for the list of the current Executive.



**THANK YOU** to these members who have offered to continue in their position:

***Darla, Jean, Leann, Karen, Cathy, Katherine, Marilyn, Debbie, Gloria, Sue, Joanne, Kay, Ermy, Pamela, Alison, Cheryl, Janet, Donna, Katalin, Sarah, Sheila, Brenda, Barb, Desiree and Susan***

Hopefully, more members will volunteer for the open positions as we move forward into the next guild year, knowing that almost all of the Executive positions will come open again! With this in mind, we will continue to run the list of **Open Executive positions** in Snippets as a reminder to everyone that volunteers are always needed so we all can continue to enjoy our Guild activities.

If you have any questions about a position, please reach out either to myself or the person currently on the Executive. You may find the contact information on the Guild Membership List.

***Jean Decaire***

<b>Social (1 of 2)</b>	<b>Newsletter/Advertising</b>
<b>Secretary</b>	<b>Newsletter/Notice Email Distribution</b>
<b>Treasurer</b>	<b>Photographer</b>
<b>Library (1 of 2)</b>	<b>Historian</b>
<b>Outreach - Neonatal</b>	<b>Website</b>
<b>Programme</b>	<b>50/50</b>
<b>Workshops</b>	<b>New Member Ambassadors</b>
<b>Block of the Month</b>	<b>Mystery Quilt</b>

## Mark Your Calendars

While all in-person meetings and Sew Days are cancelled until further notice, the Halton Quilters Guild is holding **ZOOM MEETINGS** to help us all keep in touch. These continue to be at **7:00 pm** on the **first Thursday** of each month (from September to June), unless otherwise notified.

The Zoom link is emailed out about a week before the meeting and a reminder sent the day before. If you haven't received the meeting link by the day of the meeting, please contact **Barbara Ross** or **Cheryl Laine** for the link (see Membership List).



## Secretary

**Karen St. Aubin**



*If you know a guild member who would appreciate receiving a sympathy or get well card, please contact me via email or phone (see Membership List).*

## Membership

**Marilyn McKague and Debbie Biller**

At our last guild meeting we welcomed former member **Anne Laidman** back to the guild! When we are able to meet again in person, we expect Anne will enjoy meeting up again with "old" friends.

Well, my quilting friends, it's time to renew your **\$40.00** guild membership for 2021/2022. As our guild year runs from July 1 to June 30, we will continue the guild tradition of drawing one lucky winner for the following year from among the names of members who renew before June 30th.

**Paying by etransfer?** Send your **\$40.00** renewal fee to [haltonquilters@gmail.com](mailto:haltonquilters@gmail.com). Our account is set up to receive etransfers automatically.



129

**Paying by cheque?** Make your cheque payable to the Halton Quilters Guild and send it to Treasurer **Cathy Lamothe**. Please refer to the Guild Membership List for the address.

This does not apply to new members who joined during this current year, as their memberships are already paid up to June 30, 2022. And, of course, we continue to accept new members!

???? Please call or email any questions you have to **Marilyn** (see the Guild Membership List).

## 50/50 Draw

**Sheila Keating and Brenda Forsey**

Drum roll please ... Congratulations to **Gloria Bilous** who won **\$60.00**.

Thank you to everyone who participated in the 50/50 Draw in support of our guild.

Hope to see you all in the fall!



## Weekly Chats

**Cheryl Laine**

It's always great to share projects to inspire our creativity. Whether you attend on a regular basis or every so often, it's great to see you! The chats will continue as scheduled, but there may be some occasions when no one is there to open them! *(Editor: You certainly deserve a break, Cheryl!)*



**Every Monday at 10:30 - 12:00** (except for holidays) Please join our Monday morning chat! Here's a chance to say hi and check in with other guild members while you enjoy your morning tea or coffee. Stay for 5 minutes or until lunch. It's great just to see others.

**Every Wednesday evening at 7:00** Join us and enjoy a chat while working on a project as we all connect via Zoom. A scheduled time each week allows everyone to make progress on our projects while connecting with other guild members.



## Programme

June 3, 2021

Cheryl Laine



This year has provided us with a great opportunity to share the wide array of quilting talent from across Canada. And Alberta continues to be a fabulous resource, as creative quilt artist **Kim Caskey** (Edmonton) will take us on a virtual Tour of Japan and the Tokyo International Quilt Festival – an armchair tour since no one is travelling anywhere these days!



Sit back with a cup of tea (or maybe some Sake) as Kim shows us some of the magnificent and masterful quilts on display at the world-famous Tokyo International Great Quilt Festival.

To learn more, visit [www.kimcaskey.ca](http://www.kimcaskey.ca).

## Chat Comments from the May Zoom Meeting with Brett Lewis:

*I'm loving this!*

*Beautiful fabrics.*

*Great Ideas. Wonderful projects. Love every one of them.*

*I have lots of his fabric in my stash. Going to haul it out and make a quilt!*

*Amazing talent.*

*Fun to hear more about the fabric design aspect. Thanks for an awesome presentation.*

*Love all the photos and your fabric!*

*Very inspirational. I love the split fabric technique.*



*The Quilt Store.ca*

Now in TWO locations  
To serve you better!

[www.thequiltstore.ca](http://www.thequiltstore.ca)

40 -17817 Leslie Street, Newmarket  
1-695 Plains Road East, Burlington

**Guild Members receive 10% off**  
(Regular Priced Items)



**Kalidoscope**  
OF QUILTS

**KAREN PAYTON**

26 Water Street, Box 2650  
St. Marys, Ontario N4X 1A4  
226-661-4004  
[karen@kalidoscopeofquilts.ca](mailto:karen@kalidoscopeofquilts.ca)  
[www.kalidoscopeofquilts.ca](http://www.kalidoscopeofquilts.ca)

**Judy Lyons**  
Quilt Appraiser & Lecturer

By appointment  
(905) 639-2441  
[judy.lyons35@gmail.com](mailto:judy.lyons35@gmail.com)\*

**Antique, Traditional  
Contemporary & Art  
Quilts**



## Block of the Month

June: **yellow** / **orange**

**Janet Fisher and Donna Vetter**



Let's inject some fun into the month of June! It's time to start thinking about piecing our Covid House quilt together. A fellow guild member suggested that the 8 ½ inch blocks make a smaller size quilt. Therefore, may I suggest you "socially distance" your Covid Houses with sashing and borders.

## Sew and Share at the Guild Meetings

**Sylvia Lamothe**

It's wonderful to see so many members share photos of their quilts at the monthly Zoom meetings. Remember to send photos of YOUR quilts to **Sylvia** (see Membership list) to be added to the slide show. Please indicate in your email if you give permission for your photos to be included on the guild website and members' Facebook page.



## Hamilton Sewing Special

**\$1,000 In-Store Credit with Amara Purchase!**



Handi Quilter

**AMARA**

10 or 12

Foot Framed

for Only

**\$13,899**

Experience quality, precision, and a world of quilting possibilities.

From baby quilts to king-size, the HQ Amara is the perfect fit for your style of quilting.

1564 Main Street West Hamilton On. - 905 527 6794 - [hamiltonsewing.ca](http://hamiltonsewing.ca)

**Hamilton Sewing**

[www.hamiltonsewing.com](http://www.hamiltonsewing.com)

**Quilt Members receive  
25% Off Fabric  
Everyday**

[michele@hamiltonsewing.com](mailto:michele@hamiltonsewing.com)

1564 Main St. W. Hamilton On

Phone 905 527 6794

Dreaming of your next home with a quilting room?  
I can help you make the move!

**Darla**  
**YOULDON**

sales representative

direct: 289.888.1987

office: 905.632.2199

**RE/MAX ESCARPMENT**  
REALTY INC., BROKERAGE



# Mystery Quilt 2021

Katherine Hunter



*Here is the final installment of the Mystery Quilt!*

## Meadow Mystery


A Meadow Mist Designs Quilt Pattern by Cheryl Brickey

### Quilt Top Assembly

Assemble the quilt top using the following Blocks (each 12 ½" x 12 ½" unfinished):



(1) Block 1



(4) Block 2



(4) Block 3



(4) Block 4




(8) Block 5



(4) Block 6

Arrange the blocks as shown below, rotating the blocks to match the following diagram. Sew blocks into rows then sew rows together, pressing all seams open. The quilt top should measure 60 ½" x 60 ½".

6	5	4	5	6
5	3	2	3	5
4	2	1	2	4
5	3	2	3	5
6	5	4	5	6



### Finishing

Binding (straight grain): ⅝ yard

Backing: 3 ⅞ yards

Batting: 70" x 70"

1. Remove selvages from backing fabric, cut into 2 pieces (70" x WOF) and sew backing pieces together along the trimmed selvage edges using a ½" seam, pressing seams open. Trim backing to approx. 70" x 70".
2. Layer the quilt top, batting, and backing. Baste and quilt as desired.
3. Cut the binding fabric into 7 strips 2 ½" x WOF. Trim off selvages and sew together end-to-end to make the binding. Bind and enjoy your quilt!

### Share Your Quilt

You can share your in-progress and finished pictures of your mystery quilt on the Meadow Mist Designs' Facebook group: [www.facebook.com/groups/1583320305263906/](https://www.facebook.com/groups/1583320305263906/) and on Instagram and other social media using #MeadowMistDesigns and #MeadowMysteryQuilt.



## Outreach

## Quilts bring comfort ... one quilt at a time



An important aim and objective of our guild is to **"participate in community projects"**. Members are encouraged to either complete a quilt kit provided by Outreach, make a quilt from their own supplies, sew neonatal items OR participate in February's Outreach Day, so together we can give some "comfort" to others in our community.


### Comfort Quilts

*Awesome ... another great month for quilt donations! In May we received 17 completed quilts (11 adult, 2 teenager, 1 child and 3 baby). Now a donation may be made to the **Halton's Women's Place**, as they will be accepting quilts after the lockdown is lifted.*

*To everyone who played a part in making these quilts, thank you very much! These quilts are such wonderful gifts to everyone who receives one. If you would like to make a quilt and are looking for some fabric or are interested in a Comfort Quilt kit, please let a member of the guild executive know. Also, please remember to return the plastic bag used for the kits so it can be reused.*

*The donations of Comfort Quilts plays a very important role in our Guild. I'm looking forward to another great month ... Happy Quilting!*

**Kay Boyd**



Margaret Broxholme



Mindy Hewitt




Katherine Hunter


**As always, a big THANK YOU to everyone who is involved with helping to make and finish these Comfort Quilts. In fact, these are just some of the quilts received in the past month.**



**Thank you for supporting the  
Halton Quilters Guild Outreach Programme!**



Annette Guenther



Donna Anthony



Donna Vetter



Cathy Marion





**Halton Hearts** ♥ (aka Inspirational Hearts) / **Neonatal****Ermy Akers** and **Pamela Simons**

I am happy to keep the flannel hearts project going all summer. It has been working well to use my porch mailbox for pick up and drop off. The need never ends! Just call or email **Ermy** to arrange it (see Membership list).

*Miracles are often disguised as preemies!*

**Quilts of Valour**


*"I will cherish this gift of love, understanding and compassion forever."*

*Supporting injured Canadian Armed Forces members past and present, with quilts of comfort.*

**Questions?** Visit [www.quiltsofvalour.ca](http://www.quiltsofvalour.ca) to read testimonials, see photos of recipients with their quilts and learn more about the Quilts of Valour - Canada Society OR contact guild member **Alison McDonald**, Regional Representative (Hamilton) at [alison@longarm.ca](mailto:alison@longarm.ca).



To date, QOV Canada has now presented **16,631 quilts** to grateful recipients!

**FABRICS QUILTS & MUCH MORE**

3855 Bruce Rd. 4  
RR#1 Formosa, ON  
5km North of Teeswater

Hilda Wales  
(519) 392-6046  
[www.sanityhill.com](http://www.sanityhill.com)

## Ye Olde Fabric Shoppe

Featuring a weekly exclusive free pattern.  
Exquisite designer fabrics, patterns, tools and more.

Cheryl Simons

327 Erie St (corner of West Gore)  
Stratford, ON N5A 2N1

519-273-5773  
[yeoldefabricshoppe@rogers.com](mailto:yeoldefabricshoppe@rogers.com)

## Hamilton Sewing Special




**Husqvarna  
Platinum Q165  
Longarm  
5, 10 or 12  
Foot Framed  
On Sale  
Now!**

The PLATINUM™ Q165 long arm quilting machine makes quilting fun and easy.  
Quilting Accuracy at Your Fingertips with 1,800 stitches per minute speed.

1564 Main Street West Hamilton On. - 905 527 6794 - [hamiltonsewing.ca](http://hamiltonsewing.ca)

## THINKING OF COZYING UP WITH A GOOD BOOK THIS SUMMER?

*With the increasing popularity of quilting, there is a wide variety of mystery books and series now that have a quilting theme. So when you feel like taking a break from sewing, put on some sun screen, grab a tall glass of something cool and find a spot in the shade to relax. Have I missed your favourite?*



**The Amish Quilt Shop Mystery Series** by Isabella Alan

**Annie's Quilted Mysteries** by several different authors

**The Benni Harper Mystery Series** by Earlene Fowler

**Buried in Quilts** (Joan Spencer Mystery Series) by Sara H Frommer

**The Cats in Trouble (Quilting) Mystery Series** by Leann Sweeney

**Danger Cove Quilting Mysteries** by Gin Jones and Elizabeth Ashby

**The Elizabeth Blair Mystery Series** by Lixbie Brown

**The Harriet Truman Loose Threads** Mystery Series by Arlene Sachitano

**The Martha Rose Quilting Mystery Series** by Mary Marks

**The Patchwork Mystery Series** by several different authors

**The Queen Bees Quilt Mystery Series** by Sally Goldenbaum

**The Quilt Detective: A Patchwork of Poison** by Karen Lowe

**The Quilting Mystery Series** by Terri Thayer

**The Shipshewana Mystery Series** by Vannetta Chapman

**The Someday Quilts Mystery Series** by Claire O'Donohue

**The Southern Quilting Mystery Series** by Elizabeth Craig

**The Vineyard Quilt Mystery Series** by several different authors



**RELOCATED AROUND THE CORNER!  
TO 35 King St. N. Cookstown**

705-458-4546 | [info@countryconcessions.com](mailto:info@countryconcessions.com)  
[WWW.COUNTRYCONCESSIONS.COM](http://WWW.COUNTRYCONCESSIONS.COM)  
FACEBOOK: COUNTRYCONCESSIONSCOOKSTOWN



*Kay's Quilting and Longarm*

*Computerized Longarm Quilting Services*  
(H-905-332-0363) (C-289-439-2388)  
[kay.boyd65@gmail.com](mailto:kay.boyd65@gmail.com)  
Burlington, ON



SEWING MACHINE  
REPAIRS AND SERVICE

[www.sewtec.ca](http://www.sewtec.ca)

[paul@sewtec.ca](mailto:paul@sewtec.ca)

Paul Taylor 905-638-3814



Borrowing from Dr. Seuss ...  
*Oh, the places we'll go! We'll  
 be on our way ... soon, we  
 hope! We'll be seeing great  
 sights (family, friends, quilt  
 shops ... in person)!*

## Quilting Is ... discovery!



We're all looking forward to the days  
 when we can simply get in the car  
 and go for a drive ... so whenever  
 these days return, Ontario offers  
 many **Barn Quilt Trails** to discover  
 along the way!

Barn quilt projects have spread across Ontario. Visit the website [www.barnquilttrails.ca](http://www.barnquilttrails.ca) to learn more about these Barn Quilt Trails and others:

Brant County Barn Quilt Trail (Brantford)  
 Dutton Dunwich Barn Quilt Trail (SW Ontario )  
 East Chatham-Kent Barn Quilt Trail (Chatham)  
 Elgin County Barn Quilt Trail (St. Thomas)  
 Huron County BQT (along the Lake Huron shoreline)  
 Longwoods Barn Quilt Trail (Middlesex)  
 Native Women's Trail of Tears (SW Ontario)  
 Norfolk County Barn Quilt Trail (Simcoe)  
 Oxford County Barn Quilt Trail (Woodstock)  
 Prince Edward County Barn Quilt Trail (SE Ont.)  
 Ryde 135 Barn Quilt Trail (Muskoka)  
 South Essex Barn Quilt Trail (west of Leamington)  
 St. George Barn Quilt Trail (S of Cambridge)  
 Thames River Barn Quilt Trail (Chatham-Kent)  
 Wardsville Barn Quilt Trail (SW Ontario)



If you take a leisurely drive through the  
 Ontario countryside to enjoy this "rural art  
 gallery experience", please tell us about  
 your outing. It would be great to share  
 about it in Snippets.



*Heirloom Treasures*  
*Creative Sewing Studio*

Fine fabrics, patterns & innovative notions

COVID 19 Restrictions in place.  
 Contact the Studio directly (519-774-5164) or check Facebook  
 @HeirloomTreasures132 for in-Studio shopping status and hours.  
 Curbside pickup and courier shipping available

**Kindred Spirits**  
 Quilt Co.

Fabrics • Notions • Books • Patterns • Classes

Authorized Dealer of  & 

**Michelle Denham**

Huntington Square      Monday-Wednesday, Fri, Sat • 9:30-5:30  
 211 Martindale Road      Thursday • 9:30-8  
 St. Catharines, ON L2S 3V7      **905-397-9500**

[info@kindredspiritsquiltco.com](mailto:info@kindredspiritsquiltco.com)      [www.kindredspiritsquiltco.com](http://www.kindredspiritsquiltco.com)

**honeybee** quilt studio  
 Burlington, Ontario

Computerized E2E Longarm Quilting  
 by Sylvia Lamothe

Quick turnaround and **15% off** your first quilt!

[honeybeequiltstudio.ca](http://honeybeequiltstudio.ca)  
 Contact us: [honeybeequiltstudio@gmail.com](mailto:honeybeequiltstudio@gmail.com)

**THE QUILT PLACE**

**HEATHER STOCK**  
 519-625-8435  
[heather@thequiltplace.ca](mailto:heather@thequiltplace.ca)  
[www.thequiltplace.ca](http://www.thequiltplace.ca)

**Fabric, Quilting Supplies,  
 Ready & Custom Made Quilts**

3991 Perth Rd. 107, Box 223, Shakespeare, ON N0B 2P0



# STONEHENGE by Linda Ludovico

# Gradations

Created by Linda Ludovico and Deborah Edwards, Stonehenge has been Northcott's most popular brand of fabrics for ten years. Stonehenge Gradations is available in a range of ongoing textured blenders in multiple distinct colorways. The trademark appearance of the collection, as seen here in the Oxidized Copper colorway, is inspired by the natural qualities of the earth; invoking imagery of rocks similar to those of its namesake. These ongoing collections are sure to add depth and visual interest to any project.



#### GRADATIONS

The original Stonehenge blender features distinctive stony textures in a variety of earthy tones.

#### BRIGHTS

Unique Gradations textures in a rainbow of vibrant colorways.

#### OMBRE

A dark to light ombre, encompassing subtle hues and variations for endless creative possibilities.

#### WIDE BACKING

A selection of Gradations Ombre in 108" backing to make finishing your quilts effortless.

View the full collection and order online at [www.northcott.com](http://www.northcott.com) or contact your local sales representative to order today.



***Are you interested in receiving the Northcott Monthly Newsletter?***

Visit [www.northcott.com](http://www.northcott.com), click on "About Us" and then click on "Contact Us" to sign up.

Get news from Northcott right to your inbox! See the latest collections shipped to stores, get free patterns, hear about the latest news as well as enjoy sneak peek highlights about upcoming collections and events.