



BLUEWATER QUILTERS' GUILD

NEWSLETTER

Website: www.bluewaterquiltersguild.ca
Pauline's Place - 769 2nd Ave East, Owen Sound

JULY- AUGUST 2021

Guild Meeting Dates

September 20, 2021
October 18, 2021
November 15, 2021
December 13, 2021

*Please mark these dates on
your calendar!*

Guild meetings are held on the
third Monday of the month,
except May and December

Virtual Meetings at 7 pm

Email

bluewaterquilters@gmail.com

Mailing Address

769 2nd Ave East,
Owen Sound, N4K 2G9

**Treasurer Marnie
McDonough's mailing
address:**

113 Kingston Beach Rd.
Annan ON, N0H 1B0

Remember...

Please support our advertisers

Changes to your email? We
need to know!

Email newsletters save \$\$,
please use your email address

Deadline for the next newsletter
August 25, 2021

Send information to
bluewaterquilters@gmail.com



No Meeting in July

"August Virtual Meeting"
August 16, 2021

Zoom details will follow

"Creating with Color" – with Jennifer Houlden.

Join Jen on her quilting journey as she tours you through her magical world. She uses traditional patchwork, appliqué, modern and other not-so-traditional techniques to create her designs.

- Colour and value play an important role in creating her eye-catching quilts. Learn how placement of colour and the use of a variety of techniques develops movement and secondary designs within her quilts.
- Check her website is at <https://quiltsbyjen.ca/>



President's Message from Catherine

Where does the time go? It seems like just yesterday that I joined the Bluewater Quilters' Guild in anticipation of retirement. I remember getting ready to attend my first meeting and wondering what to expect. Little did I realize that within a few years I would be joining the Executive as a member of the Program Committee! But it didn't end there and this past year I took on the role of Vice President, while chairing the Program Committee, never expecting that this would take me into the realm of social media through involvement with our Facebook group and into the world of technology when I suggested we explore Zoom for virtual meetings. I am honored to assume the role of Guild President for 2021-2022 and look forward to what this next year will bring. My hope is to entice more of you to take an active role, be transparent about how our guild functions and encourage each of you to have a personal impact on the guild while deepening friendships with others who share a passion for quilting.

On another note, restrictions on social gatherings are being lifted gradually which means that it won't be long now before we are able to get together. I expect that for many of us attending a large gathering like one of our monthly meetings may seem a bit risky and overwhelming yet. Thus, the plan for our guild is to continue with virtual meetings until at least March of 2022.

Many have indicated a desire to return to Pauline's Place, whether it be to pick up fabric and supplies for Community Quilts, to meet with friends for a day of sewing and conversation or just to be able to drop in and chat with whomever happens to be there. Please be reassured that activities will resume at Pauline's Place as soon as we get the green light from the province, which will more than likely be some time in August. After being closed for the better part of a year and a half, Pauline's Place and the parking area are in need of a good tidy up so we will be looking for volunteers to help. Many hands will ensure that this task is not onerous for anyone – please think about volunteering when you see the email asking for help.

PROGRAM COMMITTEE



Upcoming Guild Meetings

- July – Summer Break
- August – “Creating with Colour” with Jennifer Houlden
- September – Martha’s Quilting Journey - Martha Schellingerhoud
- October – Show and Share Collaboration with New Millennium Quilters Guild
- November – “Who Gives a Flying FQ about Accuracy” with Krista Hennebury **
- December – “From Ancient Korea to Modern Canada” with Elizabeth DeCroos **

** These presentations will not be recorded as requested by the presenter

Please be aware that several of our future presenters have indicated that they will not allow us to record their presentation. Where possible we will let you know in advance of the meeting so that you can plan to attend the meeting via Zoom if you are interested in hearing the presentation.

Please honor copyright when presentations are recorded and shared via a Zoom link. The material belongs to the presenter and should not be shared with anyone who does not belong to our guild.

Show and Share Back by Popular Demand

- Show and Share is once again part of our monthly meetings. A Power Point will be created to show case your quilting masterpieces.
- Send pictures of your quilting projects to Catherine at petchcatherine@gmail.com no later than Sunday, August 14th to ensure that they will be included in the presentation. You will be asked to talk about your quilts during the meeting. If you are not going to be able to attend the meeting via Zoom please include information about the quilt, ie. designer, name of pattern, who quilted it etc.in your email with the pictures.
- In October a selection of all submissions for this year’s *Show and Share* will be incorporated into a presentation that we will be sharing with the New Millennium Guild in Walkerton.

Groups/Activities

Sew Sisters, Coffee Hours, Sew Days and Stash Busters will continue throughout the summer, however this is subject to change and alternate dates/times or cancellations will be determined by participants.

- **Sew Sisters** meet every other Wednesday evening at 6:30pm via Zoom. For more information on this group, contact Catherine at petchcatherine@gmail.com. The next “Sew Sisters” is on July 14th.
- **Coffee Hour Group** meets the last Thursday of the month at 1:30pm. The next Coffee Hour will be on July 29th. Stay tuned for possible topics for discussion or demonstration.
- **Stash Busters** – Meets third Saturday of the month from 1:00-3:00pm to share projects and ideas on how to use up your leftover material scraps. The next Stash Busters is on July 17th.
- **Bluewater Quilter’s Sew Days:** Sew Days are held via Zoom on the first Tuesday of every month from 10 to 1 pm. The next Sew Day is on July 6th and will be hosted Catherine Petch.

AN EMAIL WILL BE SENT OUT A FEW DAYS IN ADVANCE OF THE ACTIVITIES OR MEETINGS WITH THE ZOOM LINK. BE SURE TO CHECK TO SEE IF YOUR ZOOM APP NEEDS TO BE UPDATED.

Guild Challenges/Projects



5th Month- Jobs Tears

Block of the Month (BOM)

All of the blocks can be put together to make a sampler quilt of “Biblical Blocks” from Rosemary Machan’s Biblical Block Quilt. You can choose to make your blocks with coordinated fabric or use up some of your scraps. If you choose to use scraps, you might want to pick one fabric (key or feature fabric) that you use consistently throughout the blocks that will tie them all together.

The fourth block for “Block of the Month” is “Jobs Tears”. Instructions for this block were sent out via email on June 22nd.

- Need a print copy? Contact Louise Lipsett rlipsett@outlook.com or 519-376-6722.

Editor’s Note: Do you have questions? Have you moved? Changed your address or phone number? Changed your email address? Please let us know ...send an email to bluewaterquilters@gmail.com



**RELOCATED AROUND THE CORNER!
TO 35 King St. N. Cookstown**

705-458-4546 | info@countryconcessions.com

WWW.COUNTRYCONCESSIONS.COM

FACEBOOK: COUNTRYCONCESSIONSCOOKSTOWN



Your Quilts Done
LONGARM QUILTING SERVICE

Fabric now available on the website

Website Updated

Now streamlined so you can fill out the order form and send in your quilt tops by mail!
www.yourquiltsdone.com

Call/text 519-741-4882

Email yourquiltsdone@gmail.com

COMMUNITY QUILTS

Our Guild Members decided this was the year to make quilts in addition to Personal Protective Equipment for our community. 317 Quilts were donated to our Community Quilts Program in the past year and we donated 318 quilts within our community this past year. In addition to the quilts we donated 200 bags for the Homeless initiative run by the United Way and 107 pet beds to the Animal Shelter. Never let it be said that your stash was not your saving grace this past 12months.

- The Grey Bruce Regional Health Centre received 3 Isolette covers, 32 baby quilts, 114 lap quilts to oncology and 8 quilts for the teen Mental Health Program.
- Local Veterans in Owen Sound, Chatsworth and Tara received 8 quilts and we donated 4 more to Quilts of Valour.
- The Grey Bruce Pregnancy Centre received 15 baby quilts.
- Families in our region who were affected by fire, or were in crisis received a total of 20 quilts. We donated 3 new baby quilts for the birth of triplets and one for their 3 year old brother.
- Seniors at Lee Manor received 16 wheelchair quilts. Participation Lodge in Holland Centre received 7 quilts.
- South West Aboriginal Health received 10 quilts. Habitat for Humanity in two different builds received 17 quilts.
- Keystone Healthy Baby Program received 20 baby quilts. Keystone Teen Residential Program received 5 quilts for their teen residents.
- Victim Services Grey Bruce received 10 quilts.
- Baby Love Baskets received 24 baby quilts.
- Alzheimer Society and Bruce Grey Community Support Service's Day Away Program received 46 Sensory Activity Quilts.

Thank you to all who contributed a record number of quilts. Also thanks to those who picked up kits at Pauline's Place, or fabric and to all that contributed their labour to making quilts. Thank you to those who donated thread, fabric, batting, sensory quilt supplies, magazines, books and money to the Community Quilts Program.

We look forward to working with Janet Price as she takes over the team Leadership of this program. If she calls upon you to help please say yes. Submitted by Ellen Crymble

Your New Community Quilts Team

Janet Price 519-376-6581 quiltsnquavers@gmail.com, Jane Irvine 250-260-0599 jairvine46@gmail.com, Shirley Jarvis shirleyjj76@gmail.com 519-372-9372, Mary Martha Flood 519-470-3566 mmflood@bmts.com



FABRICS, QUILTS & MUCH MORE

3855 Bruce Rd 4 Hilda Wales
RR#1 Formosa, ON (519) 392-6046
5 km north of Teeswater www.sanityhill.ca

Mask must be worn

New website: www.sanityhill.ca See Facebook for updates

Hrs: M-W-Th-F 9am to 5pm Sat 9am-3:30pm

Closed Tuesdays

Fri July 30, -Sat July 31: Kristmas in July and Kustomer Appreciation
20% off storewide, save the tax, cash, cheque or e-transfer



fabric • patterns • notions • books • gifts • classes • online shop

408016 Grey County Road 4, Maxwell ON N0C 1J0

(519) 922-1010 info@threadsthatbind.ca

www.threadsthatbind.ca

[f](https://www.facebook.com/threadsthatbindmaxwell) [ig](https://www.instagram.com/threadsthatbindmaxwell) @threadsthatbindmaxwell

FABRICLAND

SEW MUCH *More* THAN A FABRIC STORE!

1101- 2nd Ave East Owen Sound

We hope everyone is doing well and staying safe

Store is open for In Person Shopping !!!

Great Sales ALL SUMMER long !!!

Up to 50% off Regular prices (or better)

Follow us on Facebook @ Fabricland Owen Sound
for information regarding store hours and sales

Social distancing measures and Government protocols remain in effect

THE FABRIC Centre

Don't forget to ask for your guild discount on our already
low everyday prices!

We carry:

- Mary Ellen's Best Press
- Clover Thimbles
- John James Big Eye Needles
- Steam A Seam 2
- Curved Basting Pins
- Iron Away Markers



112 9th Street East
Owen Sound, ON N4K 1N5
519-376-6243

Clue Challenge Viewers' Choice

- A big thank you to all
who participated in
this challenge.

Susan Warkentin was the
winner of the Clue Challenge
for her interpretation of "Mrs.
Peacock, with the Revolver,
In the Hall." (see right)

Süz's entry included Peacock
feathers, falling and revolving
(a less literal interpretation, in
the front hall of a house).



The Quilt Kitchen LTD.

A fully stocked quilt shop with a fun
assortment of kitchen gadgets!
Check out our website for our
classes, fabrics and kits.
**Remember to sign up to
receive our emails.**

301 Main St. S., Exeter, ON. • (226) 735-3676
info@thequiltkitchen.ca • HOURS: Mon to Fri 9-5:30 • Sat 9-2
 facebook: thequiltkitchen • www.thequiltkitchen.ca

Below are the other entries.



Marnie McDonough
Mr. Green with a Revolver
in the Study



Joanne Miller
Colonel Mustard, In the
Conservatory, With a Rope



Judy Chalmers
Mrs. White with a Lead Pipe in the
Kitchen

What do you call a
bunch of quilters in a
fabric store?




Nuts with Bolts!



603 BERFORD STREET · WIARTON · ON · N0H2T0
519.534.4004
www.mothersfabricquiltshop.com
The area's largest selection of 100% cotton fabric.

Please call for hours before travelling to store.
 Check website for exciting new changes and updates.
 Husqvarna Viking Dealer



APQS Longarm
 Ten years experience finishing quilts
mothersfabric@gmail.com

Wendy Stewart Quilting
 519-534-4004
www.mothersfabricquiltshop.com
 603 Berford St. Warton On

MEMBERSHIP

It's time to renew your membership for the upcoming Guild year. Membership is \$40. Membership cards will be mailed in July. Winner of the early bird membership draw was **Edie Iles. Congratulations Edie!**

How to pay your membership-

- Etransfer to bwggpay@gmail.com Be sure to put 'membership-your name' in the message line.
- Send a Cheque made out to Bluewater Quilters' Guild to Nikki Pointon 446 4th Street 'A' West, Owen Sound ON N4K 3K1

GUILD NOTES

- **Executive Meetings- Next meeting will be Monday August 9 at 7pm by Zoom.**
- Don't forget to check your Guild calendar for activities over the summer
- Thank you to all those members who receive their newsletter (and lots of other Guild information) by email. Did you know it costs \$3.22 for the Guild to mail a newsletter to a member? **That's over \$32 a year!**

Special Thoughts

If you know of anyone who should be sent a card from the Guild, please contact Lera Ryan 519-986-3502 or lera.ryan@bell.net.

Sympathy cards have been sent in the past month to

- The family of Marilyn Magda, Southampton.
- Karen Duggan on the passing of her husband Don, Owen Sound.

Memories of Marilyn Magda

Marilyn joined our Quilters Guild in Sept. 1987. The following June she was volunteering in the library and enjoyed taking part in block challenges. She had already made a queen sized quilt and was trying to hand quilt it during "quiet time" or after the children were in bed! She enjoyed piecing and appliqué and always had a project on the go.

Over the years, Marilyn was active on the executive and held several different positions. After their move to Southampton, she and her Saugeen Shores quilters started the Scrapbag Quilters and they put together a multitude of scrap quilts for anyone in need of a warm quilt. They worked with the Salvation Army, the local fire department and requests from other groups. This group has just recently disbanded.

You would often meet Marilyn working at Karen's Country Fabrics when Karen was away and always at the "Tent sale". After Karen closed and Elaine opened "Shoreline Quilts" in Port Elgin, Marilyn was a regular employee there. Always helpful when choosing fabric for a quilt, matching colours or just trying to help you find a new project. Quilting was Marilyn's passion. She was always trying something new and enjoyed seeing everyone's finished pieces too. She was a wealth of knowledge about anything "quilty" and I'm sure many learned from her advice.

Marilyn had been fighting cancer and her last surgery was to remove a brain tumour. Sadly, it was less than a year she had remaining. She had been teaching her daughter, Kim how to quilt and the two of them had been putting some kits together that she had in her stash. Her second granddaughter arrived on April 1st and Marilyn had her quilt ready for her and some other items that she wanted her to have. Marilyn leaves her husband, Howard, Kim, Jeremy & Emily, Clair & Fay. Her funeral was June 22, 2021. She was only 62. She will be missed. Remembered by Carol Seaman

fab fabric & decor

Cotton Quilting Fabrics & Threads
 Sewing Notions • Upholstery & Drapery Fabrics

519-245-1826

fabfabricanddecor@gmail.com



Curbside service only.

Call for hours or appointment.

218 Metcalfe St E, Strathroy, ON N7G 1P8



Cobwebs & Caviar
 Quilts, Stuff, Kick Ass Clothing, Bites & Giggles.

WAYS TO SHOP THIS SUMMER!

Shop open again...

check website for days & hours.

Also order via website cobwebsandcaviar.com

or email cobwebsandcaviar@gmail.com

COBWEBS & CAVIAR, 147 Main St. W., Shelburne, ON
cobwebsandcaviar.com

The Quilt Jeannie



Trending Quilt Fabrics – Lots of Batiks
Notions – Longarm Services
When Life Throws You Scraps..... Make a Quilt

— — — — —

Tuesday – Friday 10am – 5pm • Saturday 10am – 4pm
Closed Sunday and Monday

35 Thomas St • Harriston, Ont. 519-502-6064
thequiltjeannie@gmail.com • www.thequiltjeannie.ca

Coming Summer of 2021 Kaffe Fassett Quilt Along
Comes in four colour ways

**CREEKBANK
Sewing Centre
&
FABRICS**

84696 Southgate
Township Rd 08
Mount Forest, ON
N0G 2L0
519 323 2693

- Sewing machine sales & repairs
- Long arm sales and rentals
- Custom machine & hand quilting
- Widebacks, pre-cuts
- Classes, fabrics
- Embroidery supplies & designs
- Quilting rulers & patterns



Kim's President's Challenge

To all Past Presidents of the Bluewater Quilters' Guild - create a wall hanging to be used in the window at Pauline's Place.

- The wall hanging can range in size from 18" by 18" to 36" by 36".
- The goal is to get enough wall hangings to cover all types of celebrations/ seasons of the year. There will be a viewers' choice award given out at the October Meeting. Deadline September 30th, 2021. Please submit the challenge to Kim Clark or Pauline's Place if it is open.

There's still space in this workshop...

Modern Quilting with your Walking Foot Virtual Workshop with Melissa Marginet

- See the May newsletter for more details.
- Cost per participant is \$25.00.

If you are interested contact Catherine Petch at petchcatherine@gmail.com

Free to a good home -Two hardcover books for children

"The Quiltmaker's Gift" and "The Quiltmaker's Journey"


These are beautiful, colorful story books with excellent illustrations. They are 9" x 10" in size and have approximately 40 pages, with many pictures of quilts entwined in the stories.

If anyone is interested in having these to read to their kids or grandkids, please contact Ruth Gole at 519-376-0551

ImportantReplying to Emails sent to you from the Guild email box ..bluewaterquilters@gmail.com

Emails sent to all the membership are sent out via the Gmail email account. That box is not active all the time. If you need help with links or have questions, please contact the person named in the email.


LIBRARY – New Book now available



Here's another new book in our library. Perfect for all those precuts we have accumulated during our on-line shopping sprees.

- Contact JoAnne Dewhurst to arrange borrowing - dewsew5050@gmail.com

What's New

<p>Christmas in July Virtual Retreat https://www.watergirlquiltco.com/</p> <ul style="list-style-type: none"> click on 'workshops and retreats' 	<p>Join Watergirl Quilt Co., Dragons Heart Quilt Shop and Susan Madu of Modern Blended Quilts on July 27th and 28th.</p> <ul style="list-style-type: none"> The project is a pattern by Susan Madu called 'Simply Modern Christmas'
 <p>JackieWhiteQuilts.com</p>	<p>Jackie White Quilts</p> <ul style="list-style-type: none"> New Holiday <u>pieced</u> quilt along with great directions for \$15.00 Starting Aug 3rd for 17 weeks. A new block every other week. Check it out at https://jackiewhitequilts/quilt-alongs/
<p>Addicted To Scraps! By Bonnie Hunter</p> <p>https://quiltville.blogspot.com/p/addicted-to-scraps.html</p>	<p>Bonnie is known for her interesting patterns for quilts and using scrap fabric. She has now added a new tab at the top of her blog to include links to her Addicted To Scraps column in Quiltmaker Magazine!</p> <p>Now you can just click to get to my links at the Addicted to Scraps Index at Quilting Daily, the new home of Quiltmaker Magazine, taking you right to which article you want! The most current block is at the TOP of the list!</p>
<p>Canva Palette Generator June 22, 2021 email</p>	<p>Kim Jamieson-Hirst from Chatterbox Quilts gives a good description of this app. You can upload a photo to Canva and it will pick the colours out of it and create a palette for you. This makes it very easy to choose fabrics based on these colours.</p>
<p>Quilt Festivals Around the World</p>	<p>From the Southern Ontario Quilt Guild facebook page. You may want to plan your future travels and some of these have an online component too. https://carolinaoneto.com</p>

Stitch Pink Challenge- Viewers' Choice

A big thank you to all who participated in this challenge.

There was a choice of 'block patterns' to use and also a choice of colour.... It didn't have to be pink

The Viewers' Choice for the Stitch Pink Challenge is on the right. It was made by **Catherine Petch**



Marilyn Brocklebank



Judy Chalmers



Ellen Crymble



Louise Lipsett



Curving Border Strips ...from Online Quilt Magazine

Have you tried borders made of 2 different coloured fabrics joined in lengthways curves? These are quite easy to make and are a change to the straight lines of the usual borders.

- Cut the border strips to the length and width you want, in two different colours. For example, cut one white and one blue strip to match the length of the top and bottom of your quilt top, and then one strip each in blue and white to match the sides of your quilt.
- Lay the two matching pieces exactly on top of each other, i.e. a blue side exactly on top of a white side, both with right sides up.
- Starting in the centre of the strip width (on the end) and cutting straight for the first inch or so, gradually go up the fabric strip cutting gentle curves to the left and right along the whole length of the strip.
- Make sure you finish exactly in the centre of the other end. (Finishing in the centre really only matters if you are joining strips together or matching corners in a mitre. The stripe will flow on if you do this.)
- Being careful not to stretch the fabric at all, gently lift off the top left curved piece and place it aside. It will go exactly with the bottom right piece (the other colour). Similarly, the top right will match the bottom left piece.
- The 2 colours can be easily joined almost without pinning if you take great care not to stretch the edges. With right sides together, commence stitching and gently place the edges together as you sew. Stop often with the needle down, lift the foot and turn the work a little. This will ensure an even, curved stitching line. You can place a few pins at the top of curves, but the less handling the better.
- Spray starch is optional, but can really help keep your curves stable, if you'd prefer to starch before cutting. For pictures see <https://blog.onlinequiltmagazine.com/2020/08/13/how-to-make-wavy-border-strips/>

Bluewater Quilters Guild Executive 2021-2022

President	Catherine Petch	905-726-5876	petchcatherine@gmail.com
Past President	Kim Clark	519-376-4078	kdclark@wightman.ca
Vice President(s)	Vacant		
Secretary	Lera Ryan	519-986-3502	lera.ryan@bell.net
Treasurer	Marnie McDonough	519-377-1092	mmmcdunna@gmail.com
Program	Judy Chalmers	519-3710691	chalmers0691@rogers.com
	Lori Duggan	519-375-4026	hopedugg@hotmail.com
	Marilyn Brocklebank	519-881-2168	m_brockle@hotmail.com
	Vacant		
	Vacant		
Newsletter	Denise Edwards	519-986-4496	denise.edwards7@gmail.com
	Nancy Lajoie	519-793-6446	lnlaj@eastlink.ca
	Donna Usher	519-370-0112	gdusher@bell.net
	Flo Pringle	519-934-2672	fmpringle@icloud.com
	Nikki Pointon	519-371-2609	nik.pointon@gmail.com
Membership	Ellen Crymble	519-371-1258	crymble@bmts.com
	JoAnne Dewhurst	519-477-4455	dewsew5050@gmail.com
Library	Shirley McMillan	519-372-0547	shirleyed@bell.net
	Joanne Miller	519-371-6450	jbmiller@bell.net
	Süz Warkentin	519-371-9726	susawark@icloud.com
Publicity	Janet Price	519-376-6581	quiltsnquavers@gmail.com
Community Quilts	Jane Irvine	250-260-0599	jairvine46@gmail.com
	Shirley Jarvis	519-372-9372	shirleyjj76@gmail.com
	Mary Martha Flood	519-470-3566	mmflood@bmts.com
	Debi Gill	519-270-8940	debigill@yahoo.ca
Social	Carol Seaman	519-371-4787	mcs@rogers.com
	Joy Johnson	519-374-5600	joyngarry@gmail.com
Website	Donna Usher	519-370-0112	gdusher@bell.net
Quilt Show			
CQA Rep	Flo Pringle	519-934-2672	fmpringle@icloud.com